

28mm OD Polypipe Cutter & Applicator for Covering Barbed Wire



Supplied By
Northern Rivers Wildlife Carers Inc.
P.O. Box 6439, South Lismore, NSW 2480
ABN 28 209 143 641
02 6628 1866




28mm OD Polypipe Splitter Operating Instructions

1. Clamp the polypipe cutter to a bench or in a vice.
2. Insert the polypipe and push the polypipe into the cutter as indicated by the arrow.




3. Continue to push the polypipe through the cutter until the polypipe exits the cutter.
4. As the polypipe exits the cutter, alter your grip. Pull the polypipe through the cutter until the required length is cut.



Changing the Blade

5. Remove the two screws indicated.
6. Remove the Stanley knife along with the wooden blocks.
7. Replace the Stanley knife blade according to the manufacturer's instructions.
8. Carefully reinsert the Stanley knife with the blade extended into the wooden blocks.
9. Place the wooden blocks, with the embedded knife, into the cutter.
10. Align and secure the two screws.



WARNING:

**The Stanley knife blade is exposed during this process.
Handle with care.**

Supplied by:


Northern Rivers
Wildlife Carers Inc.

P.O. Box 6439, South Lismore, NSW 2480
ABN 28 209 143 641
02 6628 1866




Applicator Operating Instructions


1. Lay the length of cut polypipe on the ground along the fence.
2. Holding the cut polypipe in one hand and the applicator in the other, align the split in the polypipe with the applicator blade.
3. Insert the split polypipe into the applicator.



4. Continue to push the polypipe into the applicator until it exits the applicator cover (4), but stop before the polypipe reaches the leading edge (5).



6. Place applicator with inserted polypipe over the barbed wire at the preferred starting point, generally at a fence post.
7. Push the polypipe to the end of the applicator.
8. Pull the applicator forward along the barbed wire while continuing to feed polypipe into the applicator.
HINT: If being installed by a single person, use the vice grips to clamp the polypipe to the barbed wire at the starting point.



Supplied by:

Northern Rivers
Wildlife Carers Inc.

P.O. Box 6439, South Lismore, NSW 2480
ABN 28 209 143 641
02 6628 1866

